




Humanities

HUMANITIES INSTRUCTION



Sandy Attia, Ashley Bunner,
and Sarah Chenoweth

Chapter 12:

Humanities Instruction for Adolescent Literacy Learners


▣ Humanities

- Means different things to different people.
- Overall Concept:
 - ▣ To include a variety of subjects
 - ▣ Incorporate those subjects to fit together
 - ▣ Relate to the human environment
 - Diverse Heritage
 - Traditions
 - Human History



Humanities

- ▣ Cross Curriculum
 - Choosing a Modernism Artist
 - ▣ Subjects Covered
 - History (Art from 1860-1970)
 - Literature (Research)
 - Technology (Designing the magazine)
 - Art (Exploring Artist)



Instructional Strategy

▣ 6 C's

■ Choice

- ▣ Allowing them to choose their own artist.
- ▣ Create their own design for magazine.

■ Challenge


- ▣ Discovering which artist relates to them.
- ▣ Designing a magazine cover.

■ Control

- ▣ Doing their own research.
- ▣ Controlling the design of their own project

■ Constructing Meaning

- ▣ Develop a better understanding of Modern Artist



Instructional Strategy in Relation to Theorist



■ Vygotsky

- Understanding how to create a magazine
- Cognitive Constructivism



■ Gardner

- Multiple Intelligence
 - Incorporating a variety of subjects into one project.
 - Visual and Kinesthetic



■ Piaget

- Creating a product of your own work
- Little Scientist or Little Creator



■ Dewey

- Constructing a magazine (active)
- Students have choice, they are not restricted



■ Erickson

- Industry vs Inferiority
- Making the students competent by creating a professional product even if they lack artistic ability



■ Bruner

- Taking the information obtained from research and applying to project
- Creating a project based on their knowledge

Connecting Humanities to Classroom Instruction

Using the two Main Content areas

Art


Technology

Other subjects

History


Literature

Incorporating techniques from a variety of content areas to teach and then allow the students to create one project.






Modern



Art



Planning/Researching for the Project

- ▣ Allow the students to choose an artistic from a list of modern artist.
- ▣ Develop a check list of Items that must be included on the final project.
- ▣ Explain different ways of researching artist.
- ▣ Explaining an artistic view on a layout.

Creating the Magazine Cover

- ▣ Teaching the students
 - The steps how to use Microsoft Publisher to Create a Magazine Cover.
 - Different graphical effects that can enhance the appearance.
- ▣ Instructional Strategies
 - Students will work at own computers.
 - I will demonstrate on a projector.
 - Demonstrate steps as I talk about them, while students can follow along on their own computer.

Example of Student Work

